



The Tywardreath School

Newsletter

for pupils, staff, parents and carers

JULY 2024

'Booknic'

We would like to invite you to our KS1 event 'Booknic'. Please come and join us on the field to spend time with your child enjoying a picnic, reading some favourite stories and listening to music. Please bring along a picnic and a favourite story to share.



Where: Field

When: Thursday 18th July

Time: 2.15pm



Please **R.S.V.P** via ClassDojo



Reminder

Lunch order deadline

Thursday each week.

Summer Term Swimming payment are now overdue.

Summer holiday activity camps can now be booked on the link below: Our multi-sport camps will run Mondays and Fridays throughout the summer holiday (starting 2nd August) and will include a hot meal every day. 10am-3pm. Camps are open to children aged 8-13years. £20 for the day or free for those eligible for free school meals.



<https://playwaze.com/par-track-holiday-activities/78cjj2soxb33w/community-publicList?type=Signup>

Attendance

	This Week	Year to Date
LG1	93.33%	94.49%
LG2	98.95%	96.18%
Crinnis	88.93%	92.5%
Booley	98.21%	94.61%
Polmear	93.79%	92.19%
Polkerris	94.83%	93.77%
Silvermines	89.06%	95.08%
Gribbin	95.81%	96.16%
Carnjewey	95.48%	92.49%
Duporth	99.35%	96.46%
Menabilly	94.98%	94.06%

Swimming Pool

Swimming pool payments are now due please

Summer Term Cost : £15 per Child a fantastic cost of only £1.36 a lesson.

Currently only 76% of payments have been received.

Payments should be made via parentpay. Please contact the office if you do not have an account.



Diary Dates

July

- 18th Year 4 School Camp
- 19th Summer Fest Disco
- 22nd Y6 Performance 1:30pm
- 23rd Y6 Performance 1:30pm
- 24th Last Day of School 2023/4
- 25th SUMMER HOLIDAY Starts

September

- 3rd INSET DAY
- 4th INSET DAY

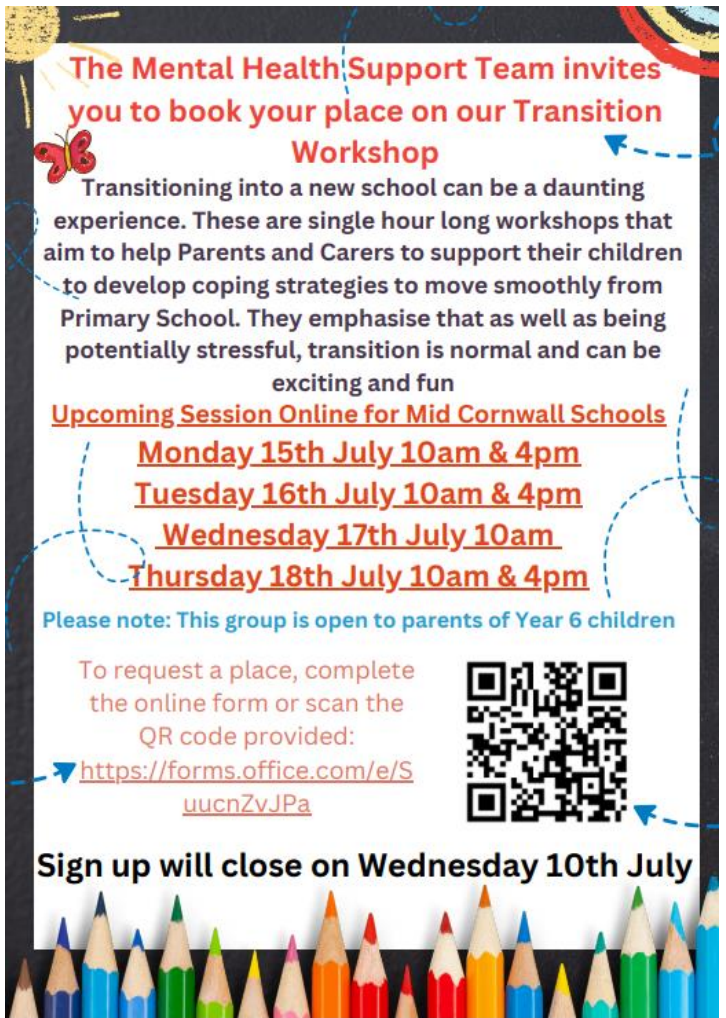


FRI 19TH JULY
SUMMER DISCO

EYFS/KS1: 4.30-5.15
KS2: 5.30-6.15

YEAR 6 LEAVERS SPECIAL UNTIL 6.45

£2 PER CHILD
INCLUDES DRINK & SNACK



The Mental Health Support Team invites you to book your place on our Transition Workshop

Transitioning into a new school can be a daunting experience. These are single hour long workshops that aim to help Parents and Carers to support their children to develop coping strategies to move smoothly from Primary School. They emphasise that as well as being potentially stressful, transition is normal and can be exciting and fun


Upcoming Session Online for Mid Cornwall Schools

Monday 15th July 10am & 4pm
Tuesday 16th July 10am & 4pm
Wednesday 17th July 10am
Thursday 18th July 10am & 4pm


Please note: This group is open to parents of Year 6 children

To request a place, complete the online form or scan the QR code provided:

<https://forms.office.com/e/SuucnZvJPa>



Sign up will close on Wednesday 10th July




ST BLAZEY CC
SUMMER SPORTS CAMP

WE ARE HOSTING A SPORTS CAMP FOR CHILDREN OF PRIMARY SCHOOL AGE

LED BY MATT BENNETTS OUR 1ST TEAM VICE-CAPTAIN AND LOCAL PRIMARY SCHOOL TEACHER

MATT WILL BE RUNNING SPORTS SESSIONS FROM 10AM - 2PM ON MONDAYS, TUESDAYS AND WEDNESDAYS THROUGHOUT THE SUMMER HOLIDAYS. THE PRICE OF THIS WILL BE £15 PER DAY PER CHILD. FOR MORE INFORMATION AND TO RESERVE YOUR PLACE PLEASE EMAIL STBLAZEYCC@HOTMAIL.COM

MIDDLEWAY, ST BLAZEY,
 PAR PL24 2JX




TIME2MOVE
Holiday Programme

Scan here to book!



Activities are taking place across Cornwall during the school Summer holidays

- Multi sports, forest schools, circus skills, water sports and lots more
- For children aged 5 to 16
- A healthy meal available for all children
- Funded places for children eligible for benefits-related free school meals



For more information:
 W: www.activecornwall.org/T2MHolidayProgramme/
 E: Time2Move.HolidayProgramme@cornwall.gov.uk
 T: 01872 324287

FIND AN ACTIVITY NEAR YOU!




WHAT TO DO:

We are challenging **YOU** (all 7-14-year-olds) to design a playful street in your community to help local people, wildlife, and our planet. Plus, we want you to write a letter persuading the adults around you to set up a wild play street in your community!

HOW TO ENTER

STEP 1: Look around your street or local outdoor space, and notice how the area is set up for outdoor play and supporting wildlife.

STEP 2: Use learning through play to come up with new ways you could make this space safer for outdoor play, think about how this space would be used if there were no cars! (use the preparation worksheet on page 3 to help).

STEP 3: Build the Change! Decide how you want to change and improve this space. Design your solutions on paper first (make sure you label your design to show us what it is and why you've designed it this way), then create a 3D model out of LEGO® bricks or anything else you can find like recycled materials, leftover craft supplies or nature bits collected from outside.

STEP 4: Take a photo of your drawing and 3D design and (if you want to) write a short description of your building's features (maximum 250 words).

STEP 5: Write a letter persuading the adults around you to set up a wild play street in your community to help local people, wildlife, and our planet.

STEP 6: Get your grown-up to upload your photo, letter, and (optional) written description via this link: <https://theday.awardsplatform.com> (ensuring you write out the https://) by 27th September 2024. Your grown-up will need to create a free account on the submission platform and include your name, age and school details.

More guidance can be found here:

<https://theday.co.uk/build-the-change-planet-play/>

WIN AMAZING PRIZES!

We will choose two winners. If your design is chosen you will win:

- Your designs and ideas published on The Day's website
- A virtual Build the Change workshop featuring a real-life LEGO designer for your class
- Free 3-month subscription to The Day for your school (new members only)
- A Build the Change Lego Classroom Kit so you can keep building and playing
- Outdoor playground equipment
- A certificate
- The opportunity to put your design idea in front of sustainability leaders later in the year!

Good
luck!



Deadline 27th September

LEGO, the LEGO logo, the Minifigure, and the Brick and Knob configuration are trademarks and copyrights of the LEGO Group. ©2022 The LEGO Group. All rights reserved.

HOW TO BE SUCCESSFUL

We want you to help design an outdoor space that encourages play! Here's some things to consider in your design:

- Build for YOUR local area.** Spend some time noticing how your outdoor space is currently used. What is stopping young people from playing outside? Are cars always driving up and down this street? What dangers or challenges do children face spending time in this space? How can this space also support local wildlife? Use this information to design features that really make your street stand out!
- Make something that works for people and nature.** Can you create something that works for the wildlife, nature, and the people that share this space? What do children and nature need from an outdoor space and can you make them both work together?
- Create something that is good for the planet.** Could you help the planet in other ways in your design? For example could you use sustainable or recycled materials? Could you make a design that could protect wildlife from extreme weather like storms, droughts or floods?

Here are some ways you could build for wildlife:

- Let the plants grow wild. This will create a habitat for birds and attract bugs for food
- Put up small shelters for wildlife to rest, shelter and nest in
- Put out water for wildlife to drink. Ponds also attract amphibians which birds eat
- Many creatures love eating insects, so building a bug hotel is a great idea!



Planet Play Inspiration



Design a playful street in their community to help local people, wildlife, and our planet.

Use this worksheet to help you get your ideas out of your head and onto paper before you begin your competition entry!
Please visit theday.co.uk/build-the-change-planet-play/ to find out how to enter your design into the competition.

Plan your design by answering these questions.

WHAT could you include for people and communities?
Think about all the different people who share your space.

WHAT could you build for nature and the environment?
What local wildlife could you support and what eco-friendly materials could you use?



Practice drawing your design here.

Bring all your ideas together. Label your features. How will it provide a playful space for children and a safer space for nature?

